


COCO AND BEAR ARE FRIENDS!


They are very different but like a lot of the same things. Color them in!



SHARE SOME KINDNESS, BRING SOME LIGHT
By Apryl Stott




 **SIMON & SCHUSTER**
Books for Young Readers




HOW DO YOU SHARE KINDNESS?


Draw a picture of a kind thing you would do for your friends!



SHARE SOME KINDNESS, BRING SOME LIGHT
By Apryl Stott




 SIMON & SCHUSTER
Books for Young Readers




BRING SOME LIGHT


What is a kind thing you could do to brighten someone's day?



SHARE SOME KINDNESS, BRING SOME LIGHT
By Apryl Stott



 **SIMON & SCHUSTER**
Books for Young Readers




FRIENDS SHARE KINDNESS


Color in the picture below!



SHARE SOME KINDNESS, BRING SOME LIGHT
By Apryl Stott







 **SIMON & SCHUSTER**
Books for Young Readers



SHARE SOME KINDNESS WITH A CARD!

Color in the kindness cards below. Cut along the dotted lines with an adult's help. Then, share a card with someone you care about.



Apryl Stott - Artwork by Apryl Stott © 2020 Share Some Kindness Bring Some Light © Simon & Schuster 2020




SHARE SOME KINDNESS, BRING SOME LIGHT
By Apryl Stott



SIMON & SCHUSTER
Books for Young Readers

REPRODUCIBLE



CREATE YOUR OWN LIGHT



COLOR your Outer Lantern first (the page with the dotted lines).
Add some kind words to make it even more special.

FOLD the Outer Lantern in half (the long way).

CUT on the gray dotted lines on all pages. You will have a slotted Outer Lantern and a solid Lantern Interior

GLUE the long edges of the Lantern Interior to the long edges of the Outer Lantern with a glue stick. Leave the “tabs” free.

FOLD the lantern gently into a circle. Secure with the small tabs.
Use a stapler or paper clips to hold it securely while glue dries.

HAG your lantern. Punch holes over the small grey on the top of the Outer Lantern and use yarn, string, or ribbon to create a handle.


Artwork by Apryl Stott, © 2020
Lantern Interior

Hate reading instructions? Follow along with the video! [AprylStottDesign.com/Share-Some-Kindness](https://www.youtube.com/watch?v=1Q7j0K7j0K7)




SHARE SOME KINDNESS, BRING SOME LIGHT
By Apryl Stott



 **SIMON & SCHUSTER**
Books for Young Readers

REPRODUCIBLE



CREATE YOUR OWN LIGHT

CUT along the gray dotted lines (this rectangle gets cut out).




CUT on the gray dotted lines (this rectangle gets cut out)

Apryl Stott · illustration Artwork by Apryl Stott, © 2020



SHARE SOME KINDNESS, BRING SOME LIGHT
By Apryl Stott



 **SIMON & SCHUSTER**
Books for Young Readers